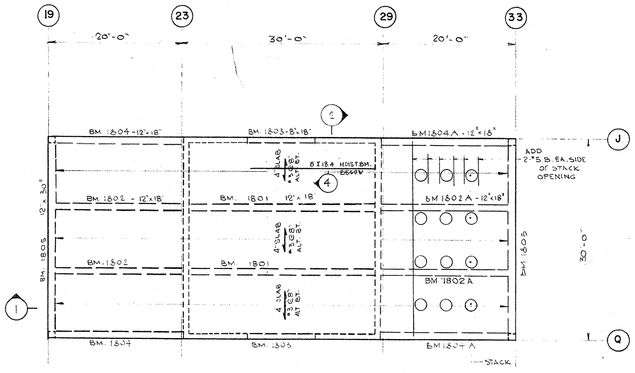

PENTHOUSE ROOF FRAMING PLAN

1 TOP OF SLAB +227'-4" FROM DATUM LINE 0'-0

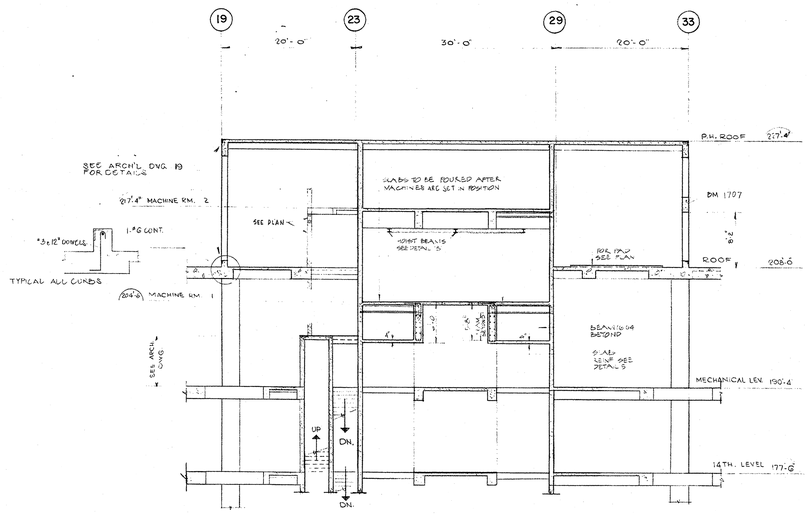

1

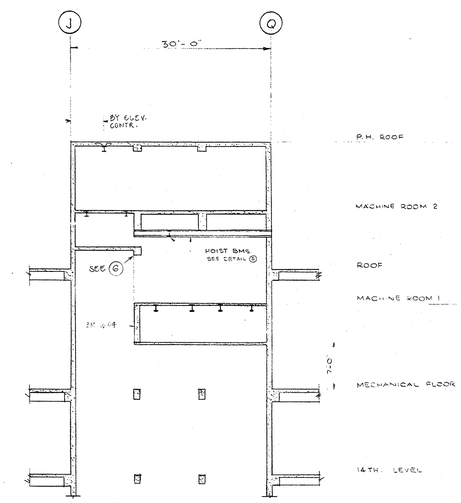

2

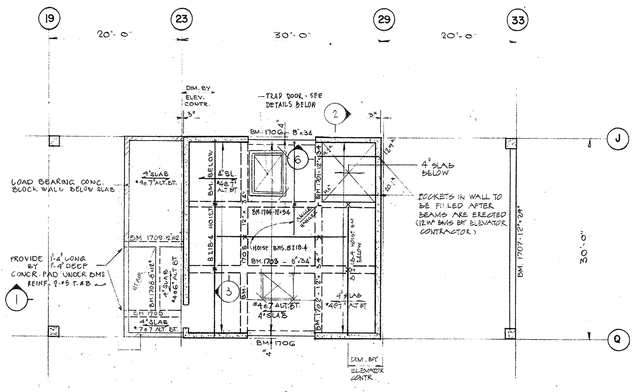

MACHINE ROOM 2 FRAMING PLAN

1 TOP OF SLAB +217'-4" FROM DATUM LINE 0'-0

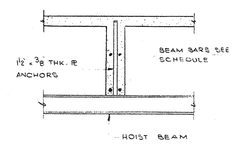

3 TYPICAL ANCHOR DETAIL

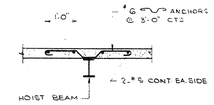

4

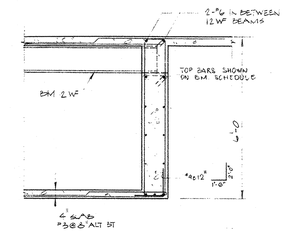

5

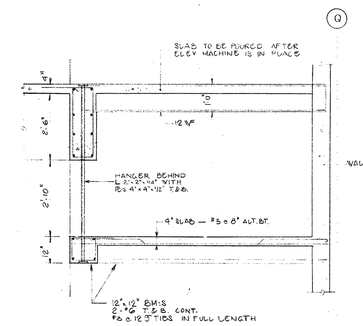

6

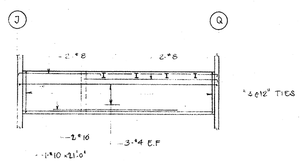

7 BM. 1602

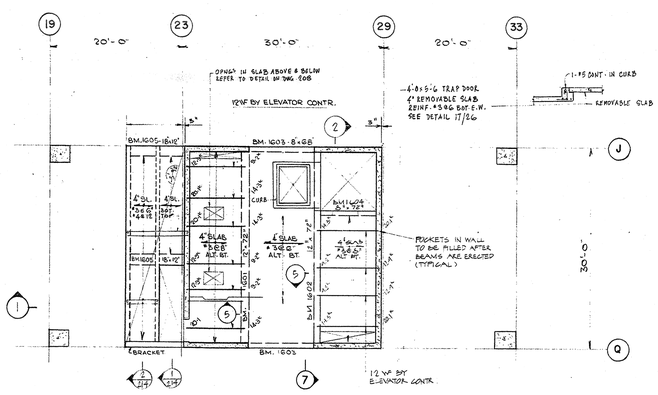

MACHINE ROOM 1 FRAMING PLAN

1 TOP OF SLAB - 204'-6" FROM DATUM LINE 0'-0 EXCEPT AS NOTED. ELEVATION INDICATED ⏢ IS FROM TOP OF SLAB.

NOTES

This drawing is the property of Naish Owen Rayland & Roy

No.	Ref.	Description	Date	Ch'd
3		REV. PER CONSTRUCTION	8 JAN 71	E.U.
2		REV. PER ADDENDUM #1	13 JAN 71	E.U.
1		REV. PER BULLETIN #28	28 DEC 70	E.U.

Revisions

Drawn F.T. R.L. P.R.
Date 5 FEB. 1971
Checked E.U.
Pre-Design
Design P.W.
Architectural J.N.E.
Structural E.U.
Heating A.L.
Sanitary A.L.
Electrical J.A.
Specifications E.G.
Process

NORTH

PARKIN SEARLE WILBEE ROWLAND ARCHITECTS ENGINEERS PLANNERS ASSOCIATION MEMBERS

Printed APR 24 1980

All measurements must be checked on the work by the contractor.

All prints and specifications are the property of the architects and must be returned at the completion of the work.

This drawing not to be used for construction purposes until countersigned by:

Date 21 May 71

NATIONAL LIFE OF CANADA

Head Office Building
University Avenue, Toronto, Canada

This drawing is the property of Naish Owen Rayland & Roy

Parkin Searle Wilbee Rowland
Architects Engineers Planners

Sheet Title MACHINE ROOMS & PENTHOUSE ROOF FRAMING PLANS

Scales 1/8" & 1/2" = 1'-0"

Sheet Number 69039-212